

Respondents: 494 displayed, 494 total

Status: Closed

Launched Date: 04/07/2020

Closed Date: 01/01/2021

1. Please check below to tell us who you are in relation to your family member(s) with I/DD.

		Response Total	Response Percent	Points	Avg
Parent		322	92%	n/a	n/a
Grandparent		9	3%	n/a	n/a
Guardian (not biologically related)		9	3%	n/a	n/a
Child of		3	1%	n/a	n/a
Sibling		15	4%	n/a	n/a
Spouse		2	1%	n/a	n/a
Other family member		3	1%	n/a	n/a
Total Respondents		350			
		(skipped this question)		144	

2. Does a family member with I/DD live with you?

		Response Total	Response Percent	Points	Avg
No		44	13%	n/a	n/a
Sometimes, but not all the time		18	5%	n/a	n/a
Yes, or most of the time		284	82%	n/a	n/a
Prefer not to say		2	1%	n/a	n/a
Total Respondents		348	100%		
		(skipped this question)		146	

3. What is the age of your family member with I/DD?

		Response Total	Response Percent	Points	Avg
Age 0-13 years		109	31%	n/a	n/a
Age 14-20 years		85	24%	n/a	n/a
Age 21-25 years		57	16%	n/a	n/a
Age 26-54 years		107	31%	n/a	n/a
Age 55 or over		9	3%	n/a	n/a
Prefer not to say		2	1%	n/a	n/a
Total Respondents		350			
		(skipped this question)		144	

4. What is the gender of your family member with I/DD?

		Response Total	Response Percent	Points	Avg
Female		129	36%	n/a	n/a
Male		225	64%	n/a	n/a
Prefer not to say		4	1%	n/a	n/a
Prefer to self-describe:		2	1%	n/a	n/a
Total Respondents		354			
		(skipped this question)		140	

5. What is your family member's race or ethnic background?

		Response Total	Response Percent	Points	Avg
White		279	80%	n/a	n/a

Black or African American		36	10%	n/a	n/a
American Indian or Alaska Native		8	2%	n/a	n/a
Hispanic/Latin (o) (a) (x)		18	5%	n/a	n/a
Asian		13	4%	n/a	n/a
Native Hawaiian or Pacific Islander		0	0%	n/a	n/a
Unknown		1	0%	n/a	n/a
Prefer not to say		22	6%	n/a	n/a

Total Respondents 347

(skipped this question) 147

6. How would you describe the community of your family member(s) with I/DD?

		Response Total	Response Percent	Points	Avg
Urban (medium or large city)		82	24%	n/a	n/a
Suburban (outside the city)		159	46%	n/a	n/a
Rural (fewer people and more open spaces than urban or suburban areas)		102	30%	n/a	n/a
Don't know		2	1%	n/a	n/a
Prefer not to say		3	1%	n/a	n/a

Total Respondents 345

(skipped this question) 149

7. Which region of North Carolina does your family member live in? (See map of NC regions below.)

		Response Total	Response Percent	Points	Avg
Region 1		63	18%	n/a	n/a
Region 2		219	63%	n/a	n/a
Region 3		61	17%	n/a	n/a
Don't know		3	1%	n/a	n/a
Prefer not to say		4	1%	n/a	n/a

Total Respondents 350

(skipped this question) 144

8. 1) What do you think are the three (3) most important issues for people with I/DD in North Carolina right now?

		Response Total	Response Percent	Points	Avg
School		108	31%	n/a	n/a
Employment		109	31%	n/a	n/a
Housing		108	31%	n/a	n/a
Transportation		36	10%	n/a	n/a
Money and finances		41	12%	n/a	n/a
Planning for the future		75	22%	n/a	n/a
Knowing their rights		19	5%	n/a	n/a
Self-Advocacy		16	5%	n/a	n/a
Knowing what services and supports are available		85	24%	n/a	n/a
Getting the services and supports they need		212	61%	n/a	n/a
Getting good medical care		43	12%	n/a	n/a
Technology to help them do the activities they want		14	4%	n/a	n/a
Living more independently		52	15%	n/a	n/a
Helping people with disabilities move out of institutions		11	3%	n/a	n/a
Doing more activities they like		30	9%	n/a	n/a

Having friends and meaningful relationships		72	21%	n/a	n/a
Being more a part of the community		45	13%	n/a	n/a
Other (please describe): view		15	4%	n/a	n/a
Total Respondents		347			
		(skipped this question)	147		

9. 2) What type of services and supports does your family member with I/DD currently receive?


		Response Total	Response Percent	Points	Avg
Medicaid Waiver services (Innovations, CAP-C, CAP-DA, TBI)		129	39%	n/a	n/a
State-funded services (non-Medicaid Waiver)		41	12%	n/a	n/a
Help from a family member or friend who isn't paid		111	34%	n/a	n/a
Technology		18	5%	n/a	n/a
Public school		113	34%	n/a	n/a
Institution (ICF, Nursing Facility)		11	3%	n/a	n/a
Group home		15	5%	n/a	n/a
Help in the family home		76	23%	n/a	n/a
Help in own home		22	7%	n/a	n/a
Vocational Rehabilitation		31	9%	n/a	n/a
Employment supports not through Vocational Rehabilitation		19	6%	n/a	n/a
Day program		26	8%	n/a	n/a
LME-MCO		33	10%	n/a	n/a
Don't know		4	1%	n/a	n/a
None		36	11%	n/a	n/a
Other help (please describe): view		48	15%	n/a	n/a
Total Respondents		331			
		(skipped this question)	163		

10. 3) If your family receives more than one paid service and support, do they work well together?

		Response Total	Response Percent	Points	Avg
No		21	7%	n/a	n/a
Somewhat		37	13%	n/a	n/a
Yes		61	21%	n/a	n/a
Family member only receives one paid service		49	17%	n/a	n/a
Family member does not receive paid services		99	34%	n/a	n/a
Don't know		25	9%	n/a	n/a
Total Respondents		292	100%		
		(skipped this question)	202		

11. 4) Who most helps your family member(s) with I/DD with daily activities?

		Response Total	Response Percent	Points	Avg
A family member or friend		186	57%	n/a	n/a
A paid service provider		64	20%	n/a	n/a
A school or day program		18	6%	n/a	n/a
No one helps, but help is needed		30	9%	n/a	n/a
No one helps them, because they do not need		6	2%	n/a	n/a

help				
I don't know		0	0%	n/a n/a
Other (please describe):		23	7%	n/a n/a
view				
Total Respondents		327	100%	
		(skipped this question)	167	

12. 5) Does your family member with I/DD currently receive enough support to do what they need and want to do?

	Response Total	Response Percent	Points	Avg
Yes, my family member has what is needed	61	19%	n/a	n/a
No, my family member needs a little more help	149	46%	n/a	n/a
No, my family member needs a lot more help	86	26%	n/a	n/a
No, my family member needs more help almost all the time	28	9%	n/a	n/a
Don't know/doesn't apply to me	3	1%	n/a	n/a
Total Respondents		327	100%	
		(skipped this question)	167	

13. 6) Does your family member with I/DD have the technology they need to participate in the community?

	Response Total	Response Percent	Points	Avg
No	51	16%	n/a	n/a
Somewhat	97	30%	n/a	n/a
Yes	109	33%	n/a	n/a
I don't know enough about what technology might be helpful	50	15%	n/a	n/a
Don't know/doesn't apply to me	20	6%	n/a	n/a
Total Respondents		327	100%	
		(skipped this question)	167	

14. 7) If you said no to the question above, what other technology is needed?

Total Respondents	52
(skipped this question)	442

15. 8) Please tell us about your family member's school activities.

	High School Certificate	High School diploma or GED	Some College Classes	College Degree	Job Training	Day Program	Recreation Classes	Don't know/Doesn't apply	Response Total	Points	Avg
Which did they finish?	26.71% (82)	14.01% (43)	6.19% (19)	2.61% (8)	2.93% (9)	2.61% (8)	2.61% (8)	42.35% (130)	307	n/a	n/a
Which do they take now?	11.64% (32)	6.55% (18)	4% (11)	0% (0)	3.64% (10)	13.82% (38)	6.91% (19)	53.45% (147)	275	n/a	n/a
Which do they want to take in the future?	4.89% (22)	6.67% (30)	11.11% (50)	7.56% (34)	20.67% (93)	12.22% (55)	17.78% (80)	19.11% (86)	450	n/a	n/a
Total Respondents									310		
									(skipped this question)	184	

16. 9) Does/Did your family member's school do a good job of preparing them for adulthood?

		Response Total	Response Percent	Points	Avg
No, a big change is needed		113	36%	n/a	n/a
Some change is needed		104	33%	n/a	n/a
Yes, it's about right, no change is needed		27	9%	n/a	n/a
Don't know/doesn't apply		70	22%	n/a	n/a
Total Respondents		314	100%		
		(skipped this question)	180		

17. 10) How can schools prepare students better for adulthood?

Total Respondents		208
		(skipped this question) 286

18. 11) Does/Did your family member's school do a good job of preparing them to have a job or go to college?

		Response Total	Response Percent	Points	Avg
No, a big change is needed		124	40%	n/a	n/a
Some change is needed		87	28%	n/a	n/a
Yes, it's about right, no change is needed		13	4%	n/a	n/a
Don't know/doesn't apply to me		89	28%	n/a	n/a
Total Respondents		313	100%		
		(skipped this question)	181		

19. 12) How important is it to you that your family member with I/DD be paid at least minimum wage (\$7.25 an hour) for employment?

		Response Total	Response Percent	Points	Avg
It is very important		192	63%	n/a	n/a
It is somewhat important		44	14%	n/a	n/a
It is not important to me		26	9%	n/a	n/a
Don't know/doesn't apply		42	14%	n/a	n/a
Total Respondents		304	100%		
		(skipped this question)	190		

20. 13) Does your family member with I/DD work at a paid job?

		Response Total	Response Percent	Points	Avg
No		181	59%	n/a	n/a
Yes		58	19%	n/a	n/a
Don't know/doesn't apply		69	22%	n/a	n/a
Total Respondents		308	100%		
		(skipped this question)	186		




21. 14) How important is it to your family member with I/DD to have a paid job? Why is it important or not important?

Total Respondents		214
		(skipped this question) 280




22. 15) If your family member with I/DD does NOT have a job, do they have help to find a job?

		Response Total	Response Percent	Points	Avg
No		72	24%	n/a	n/a
Yes		43	14%	n/a	n/a
Don't know/doesn't apply		184	62%	n/a	n/a
Total Respondents		299	100%		
		(skipped this question)	195		





23. 16) If your family member with I/DD DOES have a job, is this a job they want?

		Response Total	Response Percent	Points	Avg
No		28	9%	n/a	n/a
Yes		39	13%	n/a	n/a
Don't know/doesn't apply		230	77%	n/a	n/a
Total Respondents		297	100%		
		(skipped this question)		197	






24. 17) If your family member with I/DD DOES have a job, do they earn minimum wage (\$7.25 per hour) or more, and work with people with and without disabilities?

		Response Total	Response Percent	Points	Avg
No		16	5%	n/a	n/a
Yes		51	17%	n/a	n/a
Don't know/doesn't apply		233	78%	n/a	n/a
Total Respondents		300	100%		
		(skipped this question)		194	

25. 18) Does your family member with I/DD have friends and caring relationships with people other than support staff and family members?

		Response Total	Response Percent	Points	Avg
No, my family member only has relationships with staff and family		135	45%	n/a	n/a
My family member has one friend/relationship other than staff and family		52	17%	n/a	n/a
Yes, my family member has several friends/relationships with people other than staff and family		103	34%	n/a	n/a
Don't know/doesn't apply to my family member		11	4%	n/a	n/a
Total Respondents		301	100%		
		(skipped this question)		193	

26. 19) Is your family member with I/DD able to see a doctor when they need to?

		Response Total	Response Percent	Points	Avg
No, they do not have insurance		2	1%	n/a	n/a
No, they cannot afford a doctor		1	0%	n/a	n/a
No, they do not have a doctor to go to		2	1%	n/a	n/a
No, they cannot get to the doctor because of a lack of transportation		0	0%	n/a	n/a
Sometimes		17	6%	n/a	n/a
Yes		278	92%	n/a	n/a
Don't know/ doesn't apply to my family member		4	1%	n/a	n/a
Total Respondents		302			
		(skipped this question)		192	

27. 20) Do you think most emergency personnel (police officers, firefighters, E.R. staff) know enough about working with individuals with I/DD?

		Response Total	Response Percent	Points	Avg
No, they need a lot more training		168	55%	n/a	n/a

They need some more training		93	31%	n/a	n/a
Yes, it's about right		17	6%	n/a	n/a
Don't know		25	8%	n/a	n/a

Total Respondents 303 100%

(skipped this question) 191

28. 21) How does your family member with I/DD learn about personal rights? My family member with I/DD learns about rights...

		Response Total	Response Percent	Points	Avg
From my family		174	58%	n/a	n/a
At school		39	13%	n/a	n/a
From other self-advocates		36	12%	n/a	n/a
At meetings and conferences		25	8%	n/a	n/a
From the North Carolina Council on Developmental Disabilities (NCCDD) and/or other advocacy organizations		21	7%	n/a	n/a
He/she doesn't know about rights		89	29%	n/a	n/a
Don't know/doesn't apply to my family member		47	16%	n/a	n/a

Total Respondents 302

(skipped this question) 192

29. 22) What would help your family member with I/DD to be a better self-advocate?

		Response Total	Response Percent	Points	Avg
Training about self-advocacy		115	39%	n/a	n/a
Knowing other self-advocates		76	26%	n/a	n/a
Meetings and conferences about self-advocacy		50	17%	n/a	n/a
Self-advocacy practice at school		100	34%	n/a	n/a
More information and training on the issues important to people with I/DD		72	24%	n/a	n/a
Transportation to events and meetings with leaders		34	11%	n/a	n/a
More opportunities to advocate at the state, local, and federal level		52	17%	n/a	n/a
Don't know/doesn't apply to my family member		107	36%	n/a	n/a

Total Respondents 298




(skipped this question) 196

30. 23) What would help you be a better advocate on I/DD issues?









		Response Total	Response Percent	Points	Avg
Training on advocacy		63	21%	n/a	n/a
Knowing other advocates and self-advocates		45	15%	n/a	n/a
Meetings and conferences about advocacy		48	16%	n/a	n/a
More information and training on disability issues		62	21%	n/a	n/a
Transportation to events and meetings with leaders		4	1%	n/a	n/a
More advocacy events		44	15%	n/a	n/a
Don't know/doesn't apply to me		33	11%	n/a	n/a

Total Respondents 299 100%





31. 24) Does your family member with I/DD have the kind of housing they need?

		Response Total	Response Percent	Points	Avg
No		71	24%	n/a	n/a
Yes		192	64%	n/a	n/a
Don't know/doesn't apply to my family member		37	12%	n/a	n/a
Total Respondents		300	100%		
		(skipped this question)	194		





32. 25) How would you describe where your family member with I/DD lives?

		Response Total	Response Percent	Points	Avg
In own home or apartment		64	21%	n/a	n/a
With one or more family member(s)		223	75%	n/a	n/a
With one or more roommates(s)		5	2%	n/a	n/a
On own (without roommates)		1	0%	n/a	n/a
In a non-family member's home		7	2%	n/a	n/a
With one or two other people with disabilities		7	2%	n/a	n/a
With 4 to 15 people with disabilities (including my family member)		18	6%	n/a	n/a
With 16 or more people with disabilities (including my family member)		3	1%	n/a	n/a
Doesn't have a regular place to stay		0	0%	n/a	n/a
Don't know/doesn't apply		12	4%	n/a	n/a
Total Respondents		299			
		(skipped this question)	195		

33. 26) Did your family member with I/DD choose where they currently live?

		Response Total	Response Percent	Points	Avg
No, they didn't have a choice		130	44%	n/a	n/a
They had some input but someone helped them choose		47	16%	n/a	n/a
Yes, they chose on their own		39	13%	n/a	n/a
Don't know/doesn't apply to my family member		82	28%	n/a	n/a
Total Respondents		298	100%		
		(skipped this question)	196		

34. 27) Did your family member with I/DD choose who they live with?

		Response Total	Response Percent	Points	Avg
No, they didn't have a choice		132	44%	n/a	n/a
They had some input but someone helped them choose		29	10%	n/a	n/a
Yes, they chose on their own		44	15%	n/a	n/a
Don't know/doesn't apply to my family member		92	31%	n/a	n/a
Total Respondents		297	100%		
		(skipped this question)	197		

35. 28) How could housing for people with disabilities be better in your community?

Total Respondents 164

(skipped this question) 330

36. 29) How often does your family member with I/DD have the transportation to get where they want and need to go?

		Response Total	Response Percent	Points	Avg
Never		11	4%	n/a	n/a
Hardly ever		11	4%	n/a	n/a
Sometimes		25	9%	n/a	n/a
Most of the time		104	35%	n/a	n/a
Always		113	38%	n/a	n/a
Don't know/doesn't apply to my family member		30	10%	n/a	n/a
Total Respondents		294	100%		
		(skipped this question)	200		

37. 30) How could transportation for people with disabilities be better in your community?

Total Respondents 150

(skipped this question) 344

38. 31) Does your family have services and supports?

		Response Total	Response Percent	Points	Avg
Limited or no services or supports		134	46%	n/a	n/a
Some services or supports		103	36%	n/a	n/a
Yes, we have all the services or supports we need		39	13%	n/a	n/a
Don't know/doesn't apply to me and my family		14	5%	n/a	n/a
Total Respondents		290	100%		
		(skipped this question)	204		

39. 32) Does your family have the support you need to plan for the future?

		Response Total	Response Percent	Points	Avg
No, we need support to plan		139	48%	n/a	n/a
We have some support		98	34%	n/a	n/a
Yes, we have about the right support		42	14%	n/a	n/a
Don't know/doesn't apply to me and my family		12	4%	n/a	n/a
Total Respondents		291	100%		
		(skipped this question)	203		

40. 33) Does your family have enough opportunity to be involved in advocating on public policy issues and decisions related to people with I/DD?

		Response Total	Response Percent	Points	Avg
No opportunity to be involved		87	30%	n/a	n/a
Some opportunity to be involved		132	46%	n/a	n/a
Yes, enough opportunity to be involved		41	14%	n/a	n/a
Don't know/doesn't apply to my family		28	10%	n/a	n/a
Total Respondents		288	100%		
		(skipped this question)	206		

41. What are three (3) things you would most like to change or improve for people with disabilities in North Carolina?

Response Total

view

Type one or two words in each box.

737

Total Respondents 259

(skipped this question) 235

42. Did these questions let us know what is important to you?

	Response Total	Response Percent	Points	Avg
No, they did not	9	3%	n/a	n/a
Some questions did	150	55%	n/a	n/a
Yes, they did	114	42%	n/a	n/a
Don't know/doesn't apply to me	1	0%	n/a	n/a
Total Respondents		274	100%	
		(skipped this question)	220	

43. Additional Comments - What do we need to know?

Total Respondents 113

(skipped this question) 381

44. As we developed this survey, the COVID-19 (coronavirus) emergency was beginning in North Carolina. Please tell us anything we need to know about your experiences and the experience of your family member with I/DD. For example, have you had all the help and information you needed? If not, what else has been needed?

Total Respondents 144

(skipped this question) 350