

Respondents: 401 displayed, 401 total

Status: Closed

Launched Date: 01/28/2020

Closed Date: 12/31/2020

1. Before continuing with this survey, please tell us who you are:

		Response Total	Response Percent	Points	Avg
I am an individual with an intellectual or other developmental disability		79	44%	n/a	n/a
I am a family member of a person with a disability		86	48%	n/a	n/a
Other		16	9%	n/a	n/a
Total Respondents		178			
		(skipped this question)	223		

2. Please check below to tell us who you are.

		Response Total	Response Percent	Points	Avg
Age 0-13 years		7	3%	n/a	n/a
Age 14-20 years		16	8%	n/a	n/a
Age 21-25 years		21	10%	n/a	n/a
Age 26-54 years		106	52%	n/a	n/a
Age 55 or over		48	24%	n/a	n/a
Prefer not to say		5	2%	n/a	n/a
Total Respondents		203	100%		
		(skipped this question)	198		

3. What is your gender?

		Response Total	Response Percent	Points	Avg
Female		131	65%	n/a	n/a
Male		57	28%	n/a	n/a
Prefer not to say		4	2%	n/a	n/a
Prefer to self-describe:		9	4%	n/a	n/a
view					
Total Respondents		201	100%		
		(skipped this question)	200		

4. What is your race or ethnic background?

		Response Total	Response Percent	Points	Avg
White		136	68%	n/a	n/a
Black or African American		38	19%	n/a	n/a
American Indian or Alaska Native		9	4%	n/a	n/a
Hispanic/Latin (o) (a) (x)		11	5%	n/a	n/a
Asian		6	3%	n/a	n/a
Native Hawaiian or Pacific Islander		2	1%	n/a	n/a
Unknown		0	0%	n/a	n/a
Prefer not to say		12	6%	n/a	n/a
Total Respondents		201			
		(skipped this question)	200		

5. How would you describe your community?

		Response Total	Response Percent	Points	Avg
Urban (medium or large city)		65	33%	n/a	n/a
Suburban (outside the city)		67	34%	n/a	n/a
Rural (fewer people and more open spaces than urban or suburban areas)		48	24%	n/a	n/a
Don't know		14	7%	n/a	n/a
Prefer not to say		5	3%	n/a	n/a
Total Respondents		199	100%		
		(skipped this question)		202	

6. Which region of North Carolina do you live in?

		Response Total	Response Percent	Points	Avg
Region 1		23	11%	n/a	n/a
Region 2		122	60%	n/a	n/a
Region 3		38	19%	n/a	n/a
Don't know		12	6%	n/a	n/a
Prefer not to say		7	3%	n/a	n/a
Total Respondents		202	100%		
		(skipped this question)		199	

7. 1. What are the three (3) most important issues to YOU right now?

		Response Total	Response Percent	Points	Avg
School		59	29%	n/a	n/a
Employment		69	34%	n/a	n/a
Housing		43	21%	n/a	n/a
Transportation		43	21%	n/a	n/a
Money and finances		48	24%	n/a	n/a
Planning for my future		47	23%	n/a	n/a
Knowing my rights		15	7%	n/a	n/a
Self-Advocacy		29	14%	n/a	n/a
Knowing what services and supports I can get		35	17%	n/a	n/a
Getting the services and supports I need		68	33%	n/a	n/a
Getting good medical care		29	14%	n/a	n/a
Technology to help me do the activities I want		13	6%	n/a	n/a
Living more independently		36	18%	n/a	n/a
Helping people with disabilities move out of institutions		17	8%	n/a	n/a
Doing more activities I like		23	11%	n/a	n/a
Having friends and meaningful relationships		44	22%	n/a	n/a
Being more a part of my community		29	14%	n/a	n/a
Other (please describe):		17	8%	n/a	n/a
view					
Total Respondents		203			
		(skipped this question)		198	

8. 2. What help do you currently get?

		Response Total	Response Percent	Points	Avg
Medicaid Waiver services (Innovations, CAP-C, CAP-DA, TBI)		72	40%	n/a	n/a
State-funded services (non-Medicaid Waiver)		12	7%	n/a	n/a

Help from a family member or friend who isn't paid		59	33%	n/a	n/a
Technology		14	8%	n/a	n/a
Public school		34	19%	n/a	n/a
Institution (ICF, Nursing Facility)		2	1%	n/a	n/a
Group home		4	2%	n/a	n/a
Help in my family home		49	27%	n/a	n/a
Help in my own home		21	12%	n/a	n/a
Vocational Rehabilitation		23	13%	n/a	n/a
Employment supports not through Vocational Rehabilitation		13	7%	n/a	n/a
Day program		13	7%	n/a	n/a
LME-MCO		13	7%	n/a	n/a
Don't know		11	6%	n/a	n/a
None		20	11%	n/a	n/a
Other help (please describe):		32	18%	n/a	n/a
view					

Total Respondents 180

(skipped this question) 221

9. 3. If you receive more than one paid service or support, do they work well together?

		Response Total	Response Percent	Points	Avg
No		16	10%	n/a	n/a
Somewhat		12	7%	n/a	n/a
Yes		37	23%	n/a	n/a
I only receive one paid service		32	20%	n/a	n/a
I do not receive paid services		44	27%	n/a	n/a
Don't know		23	14%	n/a	n/a

Total Respondents 164 100%

(skipped this question) 237

10. 4. Who helps you most with daily activities? Pick the one that most applies to your situation.

		Response Total	Response Percent	Points	Avg
A family member or friend		81	48%	n/a	n/a
A paid service provider		35	21%	n/a	n/a
A school or day program		4	2%	n/a	n/a
No one helps me, but I need help		11	7%	n/a	n/a
No one helps me, because I do not need help		20	12%	n/a	n/a
Don't know		5	3%	n/a	n/a
Other (please describe):		13	8%	n/a	n/a
view					

Total Respondents 169 100%

(skipped this question) 232

11. 5. Do you currently receive enough support to do what you need and want to do?

		Response Total	Response Percent	Points	Avg
Yes, I have what I need		57	34%	n/a	n/a
No, I need a little more help		65	38%	n/a	n/a
No, I need a lot more help		24	14%	n/a	n/a
No, I need more help almost all the time		7	4%	n/a	n/a
Don't know/doesn't apply to me		16	9%	n/a	n/a

Total Respondents 169 100%

(skipped this question) 232

12. 6. Do you have the technology you need to participate in the community?

		Response Total	Response Percent	Points	Avg
No		25	15%	n/a	n/a
Somewhat		28	17%	n/a	n/a
Yes		86	52%	n/a	n/a
I don't know enough about what technology might be helpful		14	8%	n/a	n/a
Don't know/doesn't apply to me		12	7%	n/a	n/a
Total Respondents		165	100%		
		(skipped this question)	236		

13. 7. If you said no to the question above, what other technology do you need?

Total Respondents	33
(skipped this question)	368

14. 8. Please tell us about your school activities.

	High School Certificate	High School Diploma or GED	Some College Classes	College Degree	Job Training	Day Program	Recreation Classes	Don't know/Doesn't apply	Response Total	Points	Avg	
Which did you finish?	23.4% (44)	20.21% (38)	10.11% (19)	20.21% (38)	3.72% (7)	0.53% (1)	3.19% (6)	18.62% (35)	188	n/a	n/a	
Which do you take now?	5.84% (8)	4.38% (6)	15.33% (21)	1.46% (2)	5.84% (8)	9.49% (13)	7.3% (10)	50.36% (69)	137	n/a	n/a	
Which would you like to take?	1.03% (2)	1.55% (3)	14.95% (29)	12.89% (25)	21.65% (42)	7.73% (15)	15.98% (31)	24.23% (47)	194	n/a	n/a	
Total Respondents									154			
									(skipped this question)	247		

15. 9. Does/Did your school do a good job preparing you for adulthood?

	Response Total	Response Percent	Points	Avg
No, a big change is needed	41	27%	n/a	n/a
Some change is needed	39	26%	n/a	n/a
Yes, it's about right, no change is needed	40	27%	n/a	n/a
Don't know/doesn't apply to me	30	20%	n/a	n/a
Total Respondents		150	100%	
		(skipped this question)	251	

16. 10. How can schools prepare students better for adulthood?

Total Respondents	97
(skipped this question)	304

17. 11. Does/Did your school do a good job preparing you to have a job or go to college?

	Response Total	Response Percent	Points	Avg
No, a big change is needed	41	27%	n/a	n/a
Some change is needed	41	27%	n/a	n/a

Yes, it's about right, no change is needed		34	23%	n/a	n/a
Don't know/doesn't apply to me		35	23%	n/a	n/a
Total Respondents		151	100%		
		(skipped this question)	250		
18. 12. How important is it to you that people with disabilities are paid at least minimum wage (\$7.25 an hour) for employment?					
		Response Total	Response Percent	Points	Avg
It is very important		118	81%	n/a	n/a
It is somewhat important		17	12%	n/a	n/a
It is not important to me		2	1%	n/a	n/a
Don't know/doesn't apply to me		8	6%	n/a	n/a
Total Respondents		145	100%		
		(skipped this question)	256		
19. 13. Do you have a paid job?					
		Response Total	Response Percent	Points	Avg
No		75	52%	n/a	n/a
Yes		51	35%	n/a	n/a
Don't know/doesn't apply to me		19	13%	n/a	n/a
Total Respondents		145	100%		
		(skipped this question)	256		
20. 14. How important is working a paid job to you? Why is it important or not important?					
Total Respondents				111	
				(skipped this question)	290
21. 15. If you do NOT have a job, do you have help to find a job?					
		Response Total	Response Percent	Points	Avg
No		33	24%	n/a	n/a
Yes		32	23%	n/a	n/a
Don't know/doesn't apply to me		75	54%	n/a	n/a
Total Respondents		140	100%		
		(skipped this question)	261		
22. 16. If you DO have a job, is this a job you want?					
		Response Total	Response Percent	Points	Avg
No		16	12%	n/a	n/a
Yes		41	30%	n/a	n/a
Don't know/doesn't apply to me		81	59%	n/a	n/a
Total Respondents		138	100%		
		(skipped this question)	263		
23. 17. If you DO have a job, do you earn minimum wage (\$7.25 per hour) or more, and work with people with and without disabilities?					
		Response Total	Response Percent	Points	Avg
No		12	9%	n/a	n/a
Yes		49	35%	n/a	n/a
Don't know/doesn't apply to me		79	56%	n/a	n/a
Total Respondents		140	100%		
		(skipped this question)	261		

24. 18. Do you have friends and caring relationships with people other than support staff and family members?

	Response Total	Response Percent	Points	Avg
No, my relationships are only with staff and family	33	23%	n/a	n/a
I have one friend/relationship other than staff and family	16	11%	n/a	n/a
Yes, I have several friends/relationships with people other than staff and family	83	58%	n/a	n/a
Don't know/doesn't apply to me	10	7%	n/a	n/a
Total Respondents		142	100%	
		(skipped this question)	259	

25. 19. Are you able to see a doctor when you need to?

	Response Total	Response Percent	Points	Avg
No, I do not have insurance	2	1%	n/a	n/a
No, I cannot afford a doctor	5	4%	n/a	n/a
No, I do not have a doctor to go to	1	1%	n/a	n/a
No, I cannot get to the doctor because of a lack of transportation	3	2%	n/a	n/a
Sometimes	23	16%	n/a	n/a
Yes	111	79%	n/a	n/a
Don't know/doesn't apply to me	4	3%	n/a	n/a
Total Respondents		141		
		(skipped this question)	260	

26. 20. Do you think most people who help in emergencies (police officers, firefighters, E.R. staff) know enough about individuals with disabilities?

	Response Total	Response Percent	Points	Avg
No, they need a lot more training	64	45%	n/a	n/a
They need some more training	41	29%	n/a	n/a
Yes, it's about right	18	13%	n/a	n/a
Don't know/doesn't apply to me	19	13%	n/a	n/a
Total Respondents		142	100%	
		(skipped this question)	259	

27. 21. How do you learn about personal rights? I learn about my rights...

	Response Total	Response Percent	Points	Avg
From my family	77	56%	n/a	n/a
At school	38	28%	n/a	n/a
From other self-advocates	66	48%	n/a	n/a
At meetings and conferences	58	42%	n/a	n/a
From the North Carolina Council on Developmental Disabilities (NCCDD) and/or other advocacy organizations	37	27%	n/a	n/a
I don't know about rights	10	7%	n/a	n/a
Don't know/doesn't apply to me	12	9%	n/a	n/a

Total Respondents 137

(skipped this question) 264

28. 22. What would help you be a better self-advocate?

	Response Total	Response Percent	Points	Avg
Training about self-advocacy	70	51%	n/a	n/a
Knowing other self-advocates	58	42%	n/a	n/a
Meetings and conferences about self-advocacy	64	47%	n/a	n/a
Self-advocacy practice at school	44	32%	n/a	n/a
More information and training on disability issues	60	44%	n/a	n/a
Transportation to events and meetings with leaders	42	31%	n/a	n/a
More advocacy events	53	39%	n/a	n/a
Don't know/doesn't apply to me	26	19%	n/a	n/a

Total Respondents 137

(skipped this question) 264

29. 23. Does your family have enough opportunity to be involved in advocacy?

	Response Total	Response Percent	Points	Avg
No opportunity to be involved	17	12%	n/a	n/a
Some opportunity to be involved	47	34%	n/a	n/a
Yes, enough opportunity to be involved	53	38%	n/a	n/a
Don't know/doesn't apply to me	21	15%	n/a	n/a

Total Respondents 138 100%

(skipped this question) 263

30. 24. Do you have the housing you need?

	Response Total	Response Percent	Points	Avg
No	27	20%	n/a	n/a
Yes	103	76%	n/a	n/a
Don't know/doesn't apply to me	5	4%	n/a	n/a

Total Respondents 135 100%

(skipped this question) 266

31. 25. How would you describe where you live?

	Response Total	Response Percent	Points	Avg
In my own home or apartment	49	36%	n/a	n/a
With one or more family member(s)	79	58%	n/a	n/a
With one or more roommates(s)	12	9%	n/a	n/a
On my own (without roommates)	11	8%	n/a	n/a
In a non-family member's home	7	5%	n/a	n/a
With one or two other people with disabilities	9	7%	n/a	n/a
With 4 to 15 people with disabilities (including myself)	4	3%	n/a	n/a

With 16 or more people with disabilities (including myself)	2	1%	n/a	n/a
I don't have a regular place to stay	4	3%	n/a	n/a
Don't know/doesn't apply to me	5	4%	n/a	n/a
Total Respondents		136		
		(skipped this question)	265	

32. 26. Did you choose where you live now?

	Response Total	Response Percent	Points	Avg
No, I didn't have a choice	38	28%	n/a	n/a
I had some input but someone helped me choose	25	18%	n/a	n/a
Yes, I chose for myself	50	37%	n/a	n/a
Don't know/doesn't apply to me	23	17%	n/a	n/a
Total Respondents		136	100%	
		(skipped this question)	265	

33. 27. Did you choose the people you live with?

	Response Total	Response Percent	Points	Avg
No, I didn't have a choice	49	36%	n/a	n/a
I had some input but someone helped me choose	8	6%	n/a	n/a
Yes, I chose them myself	38	28%	n/a	n/a
I live on my own	14	10%	n/a	n/a
Don't know/doesn't apply to me	26	19%	n/a	n/a
Total Respondents		135	100%	
		(skipped this question)	266	

34. 28. How could housing for people with disabilities be better in your community?

Total Respondents	87
(skipped this question)	314

35. 29. Do you have the transportation to get where you want and need to go?

	Response Total	Response Percent	Points	Avg
Never	2	2%	n/a	n/a
Hardly ever	4	3%	n/a	n/a
Sometimes	29	22%	n/a	n/a
Most of the time	42	32%	n/a	n/a
Always	46	35%	n/a	n/a
Don't know/doesn't apply to me	10	8%	n/a	n/a
Total Respondents		133	100%	
		(skipped this question)	268	





36. 30. How could transportation for people with disabilities be better in your community?

Total Respondents	81
(skipped this question)	320

37. What are three (3) things you would most like to change or improve for people with disabilities in North Carolina?

	Response Total
view Type one or two words in each box.	338
Total Respondents	116
(skipped this question)	285

38. Did these questions let us know what is important to you?

		Response Total	Response Percent	Points	Avg
No, they did not		6	5%	n/a	n/a
Some questions did		49	39%	n/a	n/a
Yes, they did		69	55%	n/a	n/a
Don't know/doesn't apply to me		2	2%	n/a	n/a
Total Respondents		126	100%		
		(skipped this question)	275		

39. Additional Comments - What do we need to know?

Total Respondents	50
(skipped this question)	351

40. As we developed this survey, the COVID-19 (coronavirus) emergency was beginning in North Carolina. Please tell us anything we need to know about your experience. For example, have you had all the help and information you needed? If not, what else have you needed?

Total Respondents	73
(skipped this question)	328